

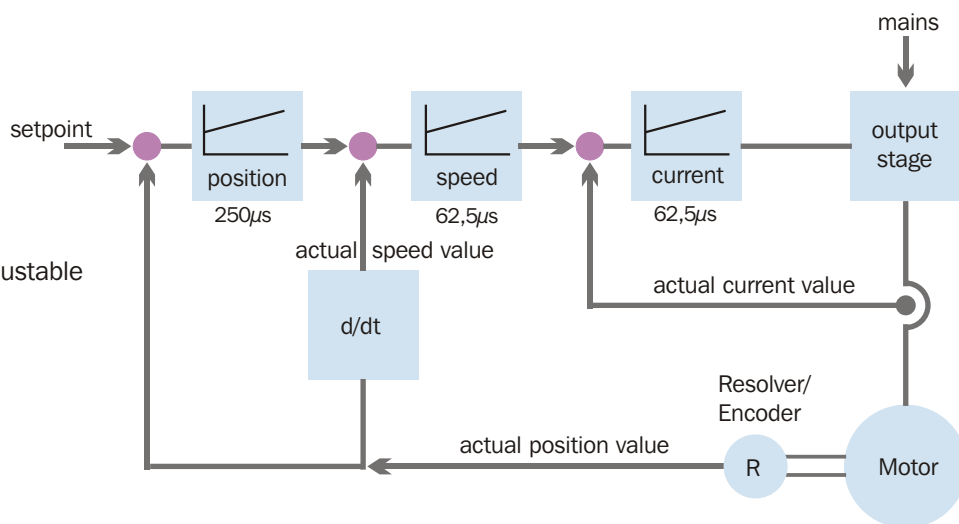
# *Digital Servoamplifier SERVOSTAR<sup>®</sup> 600*





## Control circuits

- ◆ Control as field coordinates
- ◆ Speed setpoint ramps are adjustable
- ◆ Dead-band is adjustable
- ◆ PLC functionality

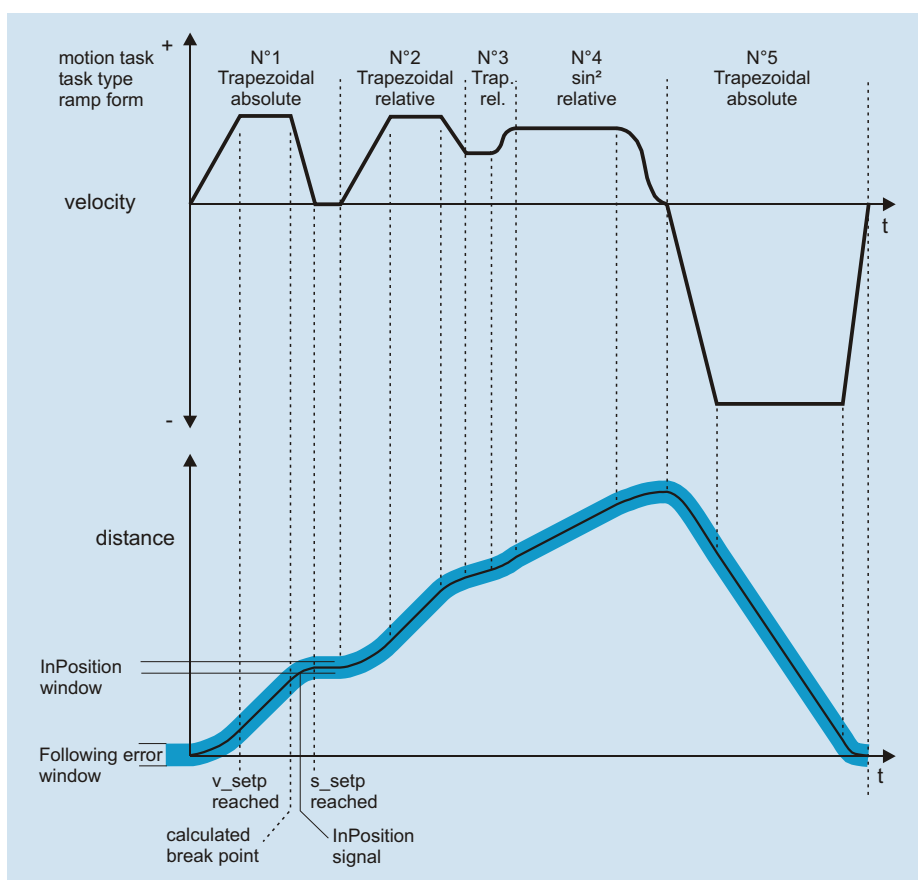


## Position controller, 250µs cycle time

### example of a motion profile

For many applications, the integrated position controller can save additional CNC functions.

- ◆ 180 motion blocks can be stored in the servo amplifier
- ◆ 16 types of homing
- ◆ 4 position registers
- ◆ Speed profile / register control is possible
- ◆ Linking of motion tasks
- ◆ Absolute and relative movements
- ◆ Adjustable following-error window
- ◆ Adjustable window for the InPosition signal

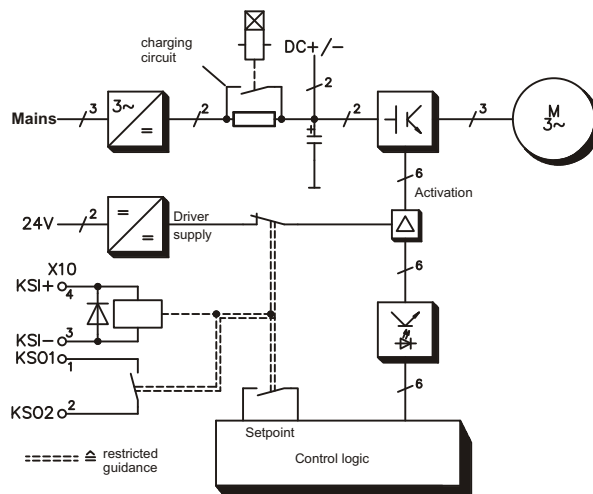


## Option -AS- : personnel safety - restart lock

Personnel-safety requirement to secure a drive against restarting. The Option -AS- uses an additional connector to provide connections to a safety relay with positive-action contacts in the servo controller.

The advantages of this solution are obvious:

- no power contactor required
- no switching of the main supply circuitry
- low wiring requirement



**Technical Data**

		<b>SERVOSTAR®</b>							
<b>Rated data</b>	<b>DIM</b>	<b>601</b>	<b>603</b>	<b>606</b>	<b>610</b>	<b>614</b>	<b>620</b>	<b>640</b>	<b>670</b>
Rated supply voltage	V~	3 x 208V <sub>-10%</sub> ... 480V <sup>+10%</sup> , 60Hz 3 x 230V <sub>-10%</sub> ... 480V <sup>+10%</sup> , 50Hz							
Rated installed power for S1 operation	kVA	1	2	4	7	10	14	30	50
Rated DC link voltage	V=	260 ... 675							
Rated output current (rms value, ± 3%)	Arms	1,5	3	6	10	14	20	40	70
Peak output current (max. 5s, ± 3%)	Arms	3	6	12	20	28	40	80	140
Continuous power regen circuit (RBint)	W	80	80	200	200	200	200		
Continuous power regen circuit (RBext) max.	kW	0,5	0,5	1,5	1,5	1,5	1,5	6	6
Peak power regen circuit (RBext) max.	kW	21	21	21	21	21	21	45	70


**The sizes for 300 / 400mm switchgear cabinets**

	<b>SERVOSTAR®</b>			
	<b>601 / 603 / 606 / 610</b>	<b>614</b>	<b>620</b>	<b>640 / 670</b>
Height	275 mm	275 mm	275 mm	345 mm
Width	70 mm	100 mm	120 mm	250 mm
Depth	265 mm	265 mm	265 mm	300 mm
Depth with connectors	273 mm	273 mm	273 mm	325 mm

# Multi Interface



## **CANopen Interface** **always integrated**

A CANopen interface is integrated into the standard instrument. If several SERVOSTAR® 600 are linked together through the CANopen interface, then the entire group can be parameterized and commissioned with the aid of a PC and the WINDOWS™ operator software, without requiring a master.

Transmission procedure:

- CAN standard ISO 11898 (high-speed communication)
- 1MBit/s max. transmission speed
- supports the CANopen standards DS301, DSP402



## **PROFIBUS DP expansion card**

The servo amplifier can be operated through a PROFIBUS DP interface.

Transmission procedure:

- PROFIBUS DP to EN 50170
- baud rates 187.5 kBaud to 12 MBaud
- supports the PROFIBUS drive profile PROFIDRIVE

## **Ethernet Ethernet expansion card**

This expansion card connects your SERVOSTAR® to your LAN and to the Internet. With the standard TCP/IP transmission you can get status information and send parameter values to the amplifier.

## **I/O expansion card**

The I/O-expansion card is an extremely economical way of operating servo controllers under position control for simple automation tasks.

14 additional digital inputs permit the selection and start of the motion tasks that are stored in the motion-task memory of the SERVOSTAR® 600.

8 digital outputs report the status of the drive to the higher-level control.



## **SERCOS expansion card**

The servo amplifier can be operated through a SERCOS Interface. This expansion card makes it possible to transmit setpoint and actual values with different cycle times (1 to 65 ms) with an additional interpolation of the setpoints within the drive. This enables a synchronization that is exact to the  $\mu$ s, for fast, precise multi-axis control.

Transmission procedure:

- SERCOS standard to IEC 61491
- transmission through interference-proof optical fibres
- baud rate pre-selectable to 2 or 4 MBaud
- optical output power is adjustable

## **DeviceNet™ DeviceNet expansion card**

A DeviceNet Interface can be used as an option.

Transmission procedure:

- CAN-Standard ISO 11898 (high-speed communication)
- 500kBit/s max. transmission speed

## **Single Axis Controller**

The motion controller option card is the solution for complex motion controlling. Features:

- complex programs, interrupts
- advanced error handling
- indexing, I/O processing
- complex Camming
- electronic shaft / CANopen
- 1 ms update time



Rotary direct drive motors



AC synchronous servomotors

*Driven by*  
**SERVOSTAR**®



Linear direct drive motors



Servo linear actuators

You'll find information to the motor series in the associated product brochures or in the WEB at [www.DanaherMotion.net](http://www.DanaherMotion.net)



**Danaher Motion GmbH**  
Wacholderstr.40-42  
D-40489 Düsseldorf  
Germany

Tel +49 (0) 203 / 9979- 0  
Fax +49 (0) 203 / 9979-155  
Email [info@danahermotion.net](mailto:info@danahermotion.net)  
Internet [www.DanaherMotion.net](http://www.DanaherMotion.net)